

SARDAR PATEL UNIVERSITY
V. V. NAGAR

FINANCIAL YEAR
2016-17

-: AUDITORS :-
K.G.PATEL & CO.
CHARTERED ACCOUNTANTS
ANAND

BALANCE SHEET AS AT 31ST MARCH 2018


FUNDS AND LIABILITIES	SCH	AMOUNT	PROPERTIES AND ASSETS	SCH	AMOUNT
CORPUS FUND	A	1541984265.52	IMMOVABLE PROPERTIES	D	534919553.53
GRANT FUNDS	B	865892240.46	<u>INVESTMENTS</u>		
<u>OTHER FUNDS</u>			Own Fund Investment	E	1110897773.00
Endowment Fund		51545395.24	Gratuity Investment (AERC)		3187265.00
<u>PROVIDENT FUND</u>					
SPU & AERC		333476346.50	<u>OTHER INVESTMENTS</u>		
<u>PROVIDENT FUND</u>			<u>Provident Fund Investment</u>		
PRESS		8741510.50	Provident Fund Investment in Treasury (SPU & AERC)		341721112.49
GRATUITY (AERC)		2595996.12	<u>Provident Fund Investment</u>		
CURRENT LIABILITIES & PROVISIONS	C	70922635.12	Provident Fund investment (Press)		8318140.00
			CURRENT ASSETS, LOANS & ADVANCES	F	31171928.00
			CASH AND BANK BALANCES	G	693779391.66
			<u>GRANT RECEIVABLE</u>		
			Opening Balance		237916207.08
			Less : Surplus Trans. From I & E A/c.		86752981.30
TOTAL Rs.		2875158389.46	TOTAL Rs.		2875158389.46

For, SARDAR PATEL UNIVERSITY

Authorized Signatories

V. V. NAGAR

DATE: 3/2/18



Incharge Registrar
Sardar Patel University
Vallabh Vidyanagar.

ANAND

DATE:

As per our Internal Audit Report of Even Date

For, K. G. Patel & Co.
Chartered Accountants


Partner
K. G. Patel
M. No. 12087
FRN # 107716W



3 FEB 2018



INCOME EXPENDITURE ACCOUNT FOR THE YEAR ENDED 31ST MARCH 2017

EXPENDITURE	SCH	AMOUNT	INCOME	SCH	AMOUNT
To, SALARIES, ALLOWANCES & BENEFITS	H	344470685.00	By, MAINTENANCE GRANT (ADHOC)		472875000.00
To, EXAMINATION EXPENSES	I	47651646.00	By, EXAMINATION FEES INCOME	L	110227000.00
To, EXPENSES OF UNIVERSITY DEPARTMENTS	J	64194404.00	Less : AMOUNT TRANS. TO EXAM FUND		62575354.00
To, OFFICE & OTHER ADMINISTRATIVE EXPENSES	K	15730031.70	By, INCOME OF UNIVERSITY DEPARTMENTS	M	31021006.00
To, SURPLUS DURING THE YEAR ADJUSTED AGAINST GRANT RECEIVABLE		86752981.30	By, EXAMINATION OTHER INCOME	N	209350.00
			By, OTHER FEES INCOME	O	5413353.00
			By, PUBLICATION & ENDOWMENT PUBLICATION INCOME	P	5730.00
			By, MISCELLANEOUS INCOME	Q	791589.00
			By, INTEREST ON SAVING BANK ACCOUNT		832074.00
TOTAL Rs.		558799748.00	TOTAL Rs.		558799748.00

For, SARDAR PATEL UNIVERSITY

Authorized Signatories

V. V. NAGAR

DATE:

31/2/18

[Signature]
Incharge Registrar
Sardar Patel University
Vallabh Vidyanagar.

ANAND

DATE:

As per our Internal Audit Report of Even Date

For K. G. Patel & Co.
Chartered Accountants

[Signature]
Partner
K. G. Patel
M. No. 12087
FRN # 107716W



3 FEB 2018

SARDAR PATEL UNIVERSITY, V. V. NAGAR

GROUPING OF FUND AND LIABILITIES

31.03.2017

PARTICULARS	SCH	AMOUNT
<u>CORPUS FUND</u>		
	A	
University Own Fund	(List - I)	969905585.75
Self Finance Development Fund	(List - II)	161629576.56
Exam Development Fund	(List - III)	410449103.21
Total Rs.		1541984265.52
<u>GRANT FUNDS</u>		
	B	
Grant Funds	(List - I)	399125933.04
Other Scheme Grant Funds	(List - II)	458285158.39
Grant from UGC & Other Schemes	(List - II)	8481149.03
Total Rs.		865892240.46
<u>CURRENT LIABILITIES & PROVISIONS</u>		
	C	
Deposits (Liability)	(List - I)	41448553.12
Expenses Payable	(List - II)	29474082.00
Total Rs.		70922635.12

...3...



SARDAR PATEL UNIVERSITY, V. V. NAGAR

GROUPING OF ASSETS

31.03.2017

PARTICULARS	SCH	AMOUNT
IMMOVABLE PROPERTIES	D	534919553.53
INVESTMENTS	E	
Own Fund Investment		1114085038.00
Total Rs.		1114085038.00
CURRENT ASSETS LOANS AND ADVANCES	F	
Deposits	(List - I)	897830.00
Advances	(List - II)	9990287.00
Staff Advances	(List - III)	723507.00
Interest & Other Receivables	(List - IV)	19560304.00
Total Rs.		31171928.00
CASH AND BANK BALANCES	G	693779391.66

...4...



SARDAR PATEL UNIVERSITY, V. V. NAGAR

UNIVERSITY OWN FUND	(Sch. : A)	List - I	31.03.2017	
Particulars	Opening Balance	Addition / Trns. during the year	Utilization/ Adj during the year	Closing Balance
University General Fund	905219272.65	89896046.13	27787207.03	967328111.75
Personal Professional Devt. Fund	2571838.00	179047.00	173411.00	2577474.00
Total Rs.				<u>969905585.75</u>

SELF FINANCE DEVELOPMENT FUND	(Sch. : A)	List - II		
Particulars	Opening Balance	Addition / Trns. during the year	Utilization/ Adj during the year	Closing Balance
Self Finance Development Fund	149946944.36	20971468.20	9288836.00	161629576.56
Total Rs.				<u>161629576.56</u>

EXAM DEVELOPMENT FUND	(Sch. : A)	List - III		
Particulars	Opening Balance	Addition / Trns. during the year	Utilization/ Adj during the year	Closing Balance
Exam Development Fund	347130966.21	64256104.00	937967.00	410449103.21
Total Rs.				<u>410449103.21</u>

...5...



SARDAR PATEL UNIVERSITY, V. V. NAGAR

GRANT FUNDS	(Sch. B)	List - I	31.03.2017	
Particulars	Opening Balance	Addition / Trns. during the year	Utilization/ Adj during the year :	Closing Balance
Capital Grant	173992056.25	4032103.00	877246.00	177146913.25
Earmarked Specific Funds	133089397.97	126159299.24	69423433.00	189825264.21
Misc. Fund	21481314.83	6668302.00	105775.00	28043841.83
NSS Programme	776913.75	3333000.00	-	4109913.75
Total Rs.	329339682.80	140192704.24	70406454.00	399125933.04

OTHER SCHEME GRANT FUNDS	(Sch. B)	List - II	31.03.2017	
Particulars	Opening Balance	Addition / Trns. during the year	Utilization/ Adj during the year :	Closing Balance
RUSHA Grant Fund	68,613,194.00	127387751.00	23216655.00	172784290.00
Other Scheme Grant	71500476.97	78604888.66	9675383.24	140429982.39
State Grant Fund	4884328.00	-	-	4884328.00
State Maintenance Grant Fund	97,905,183.00	58962000.00	25169784.00	131697399.00
Centre for Intl. Desci Study Human & Social Science (Foreign Donation)	10,327,650.00	685892.00	2,524,383.00	8489159.00
Total Rs.	253230831.97	265640531.66	60586205.24	458285158.39

GRANT FROM UGC & OTHER SCHEMES	(Sch. B)	List - III	31.03.2017
Adult education & ext. programme			43226.34
Contingencies Book Etc			70840.00
Exchange of teacher			116651.00
G H Patel computer center			254691.27
G H Patel PGDBM			348107.00
Hindi phase IV			41037.00
Polymer chemistry			6260553.00
Rec: Consumable home science (FBT)			179993.00
Upgrading of USIC II & III			4148.42
ICAS Project			469372.00
Collaborative / Inter Disciplinary			548319.00
Improvement of Res. Activities			144211.00
Total Rs.			8481149.03



SARDAR PATEL UNIVERSITY, V. V. NAGAR

DEPOSITS (LIABILITY)

(Sch. : C)

List - I

31.03.2017

AERC (Grant Deposit)	422.43
Earnest Money Deposit	3339613.00
Other Deposit	21880573.69
Scheme Deposit	1346336.00
Security Deposit	11819739.00
Admission Cell Deposit	25040.00
Library Deposit	2373700.00
Cummulative Deposit (Sf)	20244.00
Energy Engineers - Sec Deposit (Sf)	896.00
Other Advances (Sf)	142461.00
Permanent Deposit (Sf)	59270.00
Shreeji Electronics - Sec Deposit (Sf)	258.00
Waste paper Deposit	440000.00
Total Rs.	<u>41448553.12</u>

EXPENSES PAYABLE

(Sch. : C)

List - II

Salary	26920949.00
Tds	2520233.00
Labour Cess	24370.00
Professional Tax	8530.00
Total Rs.	<u>29474082.00</u>

...7...



SARDAR PATEL UNIVERSITY, V. V. NAGAR

IMMOVABLE PROPERTIE

Sch. D

31.03.2017

DETAILS OF FIXED ASSETS (BEFORE 01.04.2004)

Particulars	Opening Balance	Addition during the year	Sales/Adj. during the year	Closing Balance
Land & Building	89462237.24	-	-	89462237.24
Equipments	97958704.32	-	-	97958704.32
Press & Machinery	335381.00	-	-	335381.00
Furniture & Fixture	3705418.44	-	-	3705418.44
Vehicles	1642729.00	-	-	1642729.00
Books & Journals	25625181.53	-	-	25625181.53
Total Rs. (A)	218729651.53	-	-	218729651.53

DETAILS OF FIXED ASSETS FROM GRANT / DONATION / SCHEMES

Particulars	Opening Balance	Addition during the year	Sales/Adj. during the year	Closing Balance
Books & Journals	33601234.00	-	-	33601234.00
Land & Building	66079701.00	-	-	66079701.00
Computer Systems	29872400.00	-	-	29872400.00
Equipments	113115710.00	-	-	113115710.00
Furniture & Fixture	4096987.00	-	-	4096987.00
Total Rs. (B)	246766032.00	-	-	246766032.00

DETAILS OF FIXED ASSETS FROM OWN FUNDS

Particulars	Opening Balance	Addition during the year	Sales/Adj. during the year	Closing Balance
Books & Journals	22602766.00	-	-	22602766.00
Land & Building	32463924.00	-	-	32463924.00
Computer Systems	4876314.00	-	-	4876314.00
Equipments	6120546.00	-	-	6120546.00
Furniture & Fixture	2255420.00	46,000.00	-	2301420.00
Vehicles	1058900.00	-	-	1058900.00
Total Rs. (C)	69377870.00	46,000.00	-	69423870.00
Total Rs. (A+B+C)	534873553.53	46,000.00	-	534919553.53



SARDAR PATEL UNIVERSITY, V. V. NAGAR

OWN FUND INVESTMENT

Sch. : E

31.03.2017

GOI Bonds

1001400000.00

Total Rs. (A)

1001400000.00

FIXED DEPOSITS

Bank of Baroda

94882702.00

Corporation Bank

17060336.00

Uco Bank

240000.00

Dena Bank

502000.00

112685038.00

Total Rs. (B)

112685038.00

Total Rs. (A + B)

1114085038.00

...9...



SARDAR PATEL UNIVERSITY, V. V. NAGAR

<u>DEPOSITS</u>	(Sch. : F)	List - I	31.03.2017
GEB Deposit			863691.00
Permanent Deposit			24900.00
Telephone Deposit			9239.00
Total Rs.			<u>897830.00</u>
<u>ADVANCES</u>	(Sch. : F)	List - II	
Academic Staff College			7870000.00
General Advances - Others			2120287.00
Total Rs.			<u>9990287.00</u>
<u>STAFF ADVANCES</u>	(Sch. : F)	List - III	
Festival Advance			723507.00
Total Rs.			<u>723507.00</u>
<u>INTEREST & OTHER RECEIVABLES</u>	(Sch. : F)	List - IV	
Interest Receivable (Incl. Govt. Bond)			15199033.00
TDS Receivable			
	Opening Balance	909469.00	
	Add: During year	<u>3451802.00</u>	4361271.00
Total Rs.			<u>19560304.00</u>

...10...



SARDAR PATEL UNIVERSITY, V. V. NAGAR

CASH & BANK BALANCES

Sch. : G

31.03.2017

Cash on Hand	78750.00
Cash on Hand (SF)	10388.00
Canara Bank (RUSA)	135323758.00
Corporation Bank (CA)	446449.86
Corporation Bank (CCSDL)	3844347.35
Corporation Bank (CLSB)	451704259.96
State bank of India	27549.25
Axis Bank Ltd.	416288.25
Union Bank of India (Scholarship)	1380901.99
Bank of Baroda (SF)	100325179.00
Dena Bank	221520.00

Total Rs.

693779391.66



...11...



SARDAR PATEL UNIVERSITY, V. V. NAGAR

GROUPING OF INCOME & EXPENDITURE A/C.

<u>SALARIES, ALLOWANCES & BENEFITS</u>	Sch. H	31.03.2017
Salary		156747272.00
University PF contribution		109464.00
P F Administration Charges		32522.00
Medical Allowance		1286833.00
House Rent Allowance		8441328.00
Dearness Allowance		151588806.00
Transport Allowance		1935099.00
Bonus		341657.00
Gratuity Payment & Contribution		136472.00
Leave Salary		2481586.00
Financial Assistance to Expired Employees		213885.00
Leave Travel Concession		1605498.00
Other Allowance		303193.00
Super Annuation Leave Salary		19113421.00
Vesicotomy Allowance		67337.00
Washing Allowance		66312.00
Total Rs.		344470685.00

...12...



SARDAR PATEL UNIVERSITY, V. V. NAGAR

EXAMINATION EXPENSES

Sch. I

31.03.2017

Assistant At Practicles	5104570.00
Central Assessment - Examination	2512827.00
Chemicals & Breakages	843453.00
Convocation Exp	2090685.00
Hiring Service Charge	1753537.00
Miscellaneous Exp	1582251.00
Observation of Answer Book Remuneration	5250.00
Paper Setter & Examiner (Management Exam)	639328.00
Paper Setter & Examiner (Arts Exam)	3297506.00
Paper Setter & Examiner (Commerce Exam)	2366189.00
Paper Setter & Examiner (Education Exam)	195471.00
Paper Setter & Examiner (Engineering Exam)	81496.00
Paper Setter & Examiner (Homeopathic Exam)	782799.00
Paper Setter & Examiner (Home Science Exam)	370848.00
Paper Setter & Examiner (Law Exam)	331128.00
Paper Setter & Examiner (Medicine Exam)	1091541.00
Paper Setter & Examiner (Pharma.Sci. Exam)	11894.00
Paper Setter & Examiner (PHD Exam)	325524.00
Paper Setter & Examiner (Science Exam)	6552353.00
Printing	1491783.00
Proof Reading Charges	51051.00
Re-Assessment of Answer Book Remuneration	48390.00
Stationery & Contingency	5729963.00
Examiner Supervision Charges	6541038.00
Travelling Allowance to Examinars	2491386.00
Examination Allowance	1074970.00
External Exam Charges	284415.00

Total Rs.

47651646.00

...13...



SARDAR PATEL UNIVERSITY, V. V. NAGAR

EXPENSES OF UNIVERSITY DEPARTMENTS

Sch. : J

31.03.2017

ESTATE	6546114.00
BHAIKAKA LIBRARY	5608792.00
GHPC	1723735.00
MBPCE	128395.00
PHYSICAL EDUCATION RESOURCE	3488818.00
STUDENT HEALTH CENTRE	2395522.00
HOSTEL	2096962.00
PRESS	1446790.00
POST GRADUATE DEPARTMENTS	40678402.00
MUSEUM & ARCHAEOLOGY	80874.00

Total Rs.

64194404.00

...14...



SARDAR PATEL UNIVERSITY, V. V. NAGAR

OFFICE & OTHER ADMINISTRATIVE EXPENSES

Sch. K

31.03.2017

Telephone charges - SPU	555232.00
Printing & Other Printing	380793.00
Advertisement Exps.	612980.00
Audit & Professional Fees	490648.00
Bank charges	41680.70
Contingencies	761497.00
Election Exps.	660886.00
Electricity & Water Charges	2639071.00
Education tour	6180.00
Exam Reform Unit Exps	56696.00
Guest House Exps.	87469.00
Insurance Premium	1001114.00
Uniforms Exps.	239735.00
Newspaper & Membership Fees	50000.00
Publication Exps.	186591.00
Repair & Maintenance	132105.00
V C's Samptuary Allowance	27234.00
Postage & Telegram Exps.	1128240.00
Stationary Exps.	1568473.00
Security Exps.	2559263.00
NAAC Assessment Exps.	1777066.00
Networking For University Adm	87500.00
Automation of University Adm	65865.00
Women Cell Exps.	76785.00
Maintenance of University Cars	536928.00

Total Rs.

15730031.70

...15...



SARDAR PATEL UNIVERSITY, V. V. NAGAR

EXAMINATION FEES INCOME

Sch. L

31.03.2017

Arts Examination - EF	15744190.00
Business Management Exam - EF	5059730.00
Commerce Examination - EF	10981245.00
Convocation Fees	3078226.00
Education Examination - EF	4272044.00
Engineering Examination - EF	2237360.00
Exam other Income	16550.00
University External Exam Income	7311620.00
Homeopathy Examination - EF	1449530.00
Homescience Examination - EF	1079470.00
Law Examination - EF	3975280.00
Medicine Examination - EF	4693720.00
Observation of Answer Book	895200.00
Other Certificates Fees	613805.00
Pharmaceutical Sci Examination - EF	9470.00
PHD Examination - EF	1343550.00
Re-Assessment of Ans.Book - EF	223800.00
Sale of Exam Form	1345810.00
Science Examination - EF	44506190.00
Supply of Marks Statements Income	111100.00
Verification of Documents	1279110.00
Total Rs.	<u>110227000.00</u>



...16...



SARDAR PATEL UNIVERSITY, V. V. NAGAR

<u>INCOME OF UNIVERSITY DEPARTMENTS</u>	Sch. : M	31.03.2017
MBPCE		438750.00
HOSTEL		6616292.00
PRESS		2434313.00
ESTATE		1383327.00
BHAIKAKA LIBRARY		22804.00
STUDENT HEALTH CENTRE		94043.00
POST GRADUATE DEPARTMENTS		16318517.00
PHYSICAL EDUCATION INCOME		3712960.00
Total Rs.		<u><u>31021006.00</u></u>

<u>EXAMINATION OTHER INCOME</u>	Sch. : N	
Duplicate Degree Certificate Fee		197550.00
Duplicate Degree Certificate Form Fee		11800.00
Total Rs.		<u><u>209350.00</u></u>

...17...



SARDAR PATEL UNIVERSITY, V. V. NAGAR

OTHER FEES INCOME

Sch. : O

31.03.2017

Eligibility Certification Fees	353590.00
Enrollment Certificate	962210.00
Migration Certificate	159970.00
Income of Information Required	4138.00
Sale of Application Form	2210750.00
Sale of Affiliation Forms	250.00
Sale of Electrol Rolls	8875.00
Sale of Registered Graduate form for election	76460.00
Sale of Prospectus	877810.00
Sale of Railway Concession Form	100.00
Sale of Service Books	2250.00
Income from University guest house	271450.00
Rent from Hall	48250.00
PG Registration Fees	437250.00

Total Rs.

5413353.00

PUBLICATION & ENDOWMENT PUBLICATION INCOME

Sch. : P

Pub. Journal of Edu. & Psycho Income	2990.00
Sheel Shrutam Income	175.00
Publication Income - Arth Vikas	2565.00

Total Rs.

5730.00

...18...



SARDAR PATEL UNIVERSITY, V. V. NAGAR

MISCELLANEOUS INCOME

Sch. : Q

31.03.2017

Miscellaneous Income	9120.00
Recovery of Notice	35860.00
Tender & Registration Fees	250750.00
Income From University Cars	9159.00
Registration Fees for Election	486700.00
Total Rs.	<u>791589.00</u>

...19...



SARDAR PATEL UNIVERSITY, V. V. NAGAR

SELF FINANCE DEVELOPMENT FUND

31.03.2017

INCOME RECEIVED DURING THE YEAR

Tuition Fees	47434996.00	
Less: 30% Trans. To University General Fund	<u>14230498.80</u>	33204497.20
Gymkhana Fees		448675.00
Library Fees		1215900.00
Other income		111150.00

Total (A) 34980222.20

Less :

EXPENSES DURING THE YEAR

Honorarium/TA/DA to Guest Faculty	8977905.00
Secretarial Assi. & Remuneration	3314808.00
Working Contingency & Lab Exps.	1057507.00
Other Acedemic Activity	658534.00

Total (B) 14008754.00


Total (A-B) 20971468.20

...20...



SARDAR PATEL UNIVERSITY, V V NAGAR
SELF FINANCE DEPARTMENTS INCOME AND EXPENDITURE ACCOUNT

SR. NO.	NAME OF THE DEPARTMENT	INCOME					EXPENDITURE					SURPLUS / (DEFICIT)
		TUITION FEES	GYMKHANA FEES	LIBRARY FEES	OTHER INCOME	TOTAL	HONO. / TA / DA	SECRE. REMU.	WORKING CONTIN.	OTHER ACADEMIC	TOTAL	
1	M A Economics	170000.00	5100.00	13600.00	-	188700.00	73,750.00	11900.00	-	-	85650.00	103050.00
2	M A English	395000.00	11850.00	31600.00	-	438450.00	157500.00	27650.00	2640.00	-	187790.00	250660.00
3	M A Gujarati	104400.00	4350.00	11600.00	-	120350.00	45000.00	7308.00	11920.00	-	64228.00	56122.00
4	M A Psychology	80000.00	2400.00	6400.00	-	88800.00	586047.00	17528.00	-	-	603575.00	(514775.00)
5	M A Sanskrit	-	-	-	-	-	-	-	-	-	-	-
6	M A Sociology	50000.00	1500.00	4000.00	-	55500.00	-	3500.00	5192.00	-	8692.00	46808.00
7	MBA NRI	1569477.00	-	-	-	1569477.00	409155.00	109863.00	231202.00	288348.00	1038568.00	530909.00
8	MBA SF	2,966,800.00	21,600.00	36,000.00	-	3,024,400.00	296118.00	207676.00	21160.00	55248.00	580202.00	2444198.00
9	MCA (Bio Informatics)	150000.00	1500.00	4000.00	-	155500.00	-	10500.00	-	-	10500.00	145000.00
10	MCA SF	5640000.00	43200.00	115200.00	-	5798400.00	770959.00	394,800	3900.00	7379.00	1177038.00	4621362.00
11	M.Com	2230000.00	66900.00	178400.00	-	2475300.00	463316.00	156100.00	78730.00	-	698146.00	1777154.00
12	M.Ed MR	619200.00	3600.00	9600.00	-	632400.00	-	43,344.00	-	-	43344.00	589056.00
13	MHRM	3954850.00	34050.00	90800.00	56750.00	4136450.00	380579.00	276840.00	74453.00	80141.00	812013.00	3324437.00
14	M.Pharm SF	315000.00	750.00	2800.00	-	318550.00	68630.00	22050.00	-	-	90680.00	227870.00
15	MSC : PGMQPM	2080000.00	15600.00	41600.00	-	2137200.00	901900.00	145600.00	5414.00	112,929.00	1165843.00	971357.00
16	MSC : Bio Tech	1604400.00	6300.00	16800.00	-	1627500.00	202204.00	112308.00	48852.00	-	363364.00	1264136.00
17	MSC Chem	5800000.00	35400.00	94400.00	-	5929800.00	1822971.00	406000.00	255020.00	-	2483991.00	3445809.00
18	MSC Food Bio Tech	1150000.00	6900.00	18400.00	-	1175300.00	183500.00	80500.00	-	10000.00	274000.00	901300.00
19	MSC Home Sci.	50000.00	600.00	1600	-	52200.00	6250.00	3500.00	-	-	9750.00	42450.00
20	MSC Foods & Nutritions	1135672.00	6800.00	18000	-	1160472.00	199494.00	79497.00	-	-	278991.00	881481.00
21	MSC Human Reso.Dev.	25000.00	300.00	800.00	-	26100.00	15000.00	1750.00	-	-	16750.00	9350.00
22	MSC IT	1537777.00	9000.00	24000.00	-	1570777.00	227500.00	107644.00	-	-	335144.00	1235633.00
23	MSC Material Science	360000.00	3600.00	9600.00	-	373200.00	55500.00	25200.00	200.00	-	80900.00	292300.00
24	MSC Maths	3430000.00	51750.00	138000.00	-	3619750.00	615605.00	240100.00	15580.00	-	871285.00	2748465.00
25	MSC Microbiology	2205600.00	8700.00	23200.00	-	2237500.00	160136.00	154392.00	90196.00	11,250.00	415974.00	1821526.00
26	MSC Physics	2497442.00	24600.00	65600.00	-	2587642.00	548567.00	174821.00	94699.00	65,744.00	883831.00	1703811.00



27	MSC Textile & Clothing	212500.00	212500.00	6800.00	-	221850.00	600	14875.00	-	2115.00	77854.00	143996.00
28	MSC Electronics	25000.00	150.00	400.00	-	25550.00	-	1,750	-	-	1750.00	23800.00
29	MSW	3241828.00	28400.00	76000.00	47500.00	3393728.00	169564.00	226928.00	53546.00	24390.00	474528.00	2919200.00
30	PGDCA	10000.00	150.00	400.00	-	10550.00	-	700	-	-	700.00	9850.00
31	PGDBM/PGDHRD	144350.00	10800.00	28800.00	-	183950.00	140576.00	10105.00	-	-	150681.00	33269.00
32	M.Phil (MSW)	240800.00	2100.00	10500.00	3500.00	256900.00	-	16856.00	11885.00	-	28741.00	228159.00
33	Certi. Courses	45000.00	-	-	-	45000.00	-	3150.00	-	-	3150.00	41850.00
34	Comm. & Media Study	126000.00	2100.00	5600.00	-	133700.00	211870.00	8820.00	450.00	-	221140.00	(87440.00)
35	Library & Info Sc.	86400.00	1200.00	3200.00	-	90800.00	-	6048.00	23033.00	-	29081.00	61719.00
36	P G Section Income	600.00	-	400.00	200	1200.00	-	-	-	-	-	1200.00
37	B.Ed. Special	170400.00	1200.00	3200.00	3200.00	173000.00	-	-	-	-	-	178000.00
38	MCA : Bio Informatics	-	-	-	-	0.00	-	-	-	-	-	-
39	MSC Family Reso. Mgt.	175000.00	2100.00	5600.00	-	182700.00	75000.00	12250.00	-	-	87250.00	95450.00
40	MSC Zoology	1392000.00	9000.00	24000.00	-	1425000.00	-	97440.00	-	-	97440.00	1327560.00
41	MSC Bio Chem	382000.00	1500.00	4000.00	-	387500.00	-	26740.00	-	-	26740.00	360760.00
42	MSC Industrial Bio Tech	80000.00	2400.00	6400.00	-	88800.00	-	-	-	-	-	88800.00
43	MSC Applied Sci.	240000.00	2400.00	6400.00	-	248800.00	-	16800.00	-	-	16800.00	232000.00
44	M.Phil (Computer Science)	0.00	300.00	1500.00	-	1800.00	-	-	-	-	-	1800.00
45	M.Phil (Psychology)	80000.00	2400.00	12000.00	-	94400.00	-	5600.00	-	-	5600.00	88800.00
46	M.Phil (English)	107500.00	2550.00	9950.00	-	120000.00	26,250.00	7,525.00	-	-	33775.00	86225.00
47	M.Phil (Gujarati)	30000.00	900.00	4500.00	-	35400.00	15,000.00	2100.00	-	-	17100.00	18300.00
48	M.Phil (Bus. Studies)	390000.00	7800.00	39000.00	-	436800.00	84,000.00	27300.00	27,635.00	-	138935.00	297865.00
49	M.Phil (Lib Sci.)	30000.00	525.00	2250.00	-	32775.00	5,000.00	2100.00	-	-	7100.00	25675.00
50	M.Phil (Hindi)	-	-	-	-	-	-	-	-	-	-	-
51	M.Phil (Sanskrit)	75000.00	1500.00	7500.00	-	84000.00	-	5250.00	1,800.00	990.00	8040.00	75960.00
52	M.Phil (Education)	30000.00	300.00	1500.00	-	31800.00	-	2100.00	-	-	2100.00	29700.00
TOTAL Rs.		47434996.00	448675.00	1215900.00	111150.00	49210721.00	8977905.00	3314808.00	1057507.00	658534.00	14008754.00	35201967.00

Less: 30% Transferred to Self Finance Development Fund

14230498.80	14230498.80											
TOTAL Rs.	33204497.20	448675.00	1215900.00	111150.00	34980222.20	8977905.00	3314808.00	1057507.00	658534.00	14008754.00	20971468.20	



